

601 N. Moapa Valley Boulevard * Post Office Box 257
Logandale, Nevada * 89021
Telephone (702) 397-6893 * Facsimile (702) 397-6894

To: Chairman Kelby Robison & MVWD Board of Directors
From: Joseph Davis, General Manager
Date: January 26, 2023
Subject: Draft FY 2024 Budget

Background

Staff has been working on a draft FY 2024 budget for review by the Board of Directors. Staff is projecting a 4% rate increase in the projected revenues. Small main water line replacement monies are identified in the 12" line upgrade and 24" line replacement projects. Vehicle & Equipment replacements slated for FY24 will be deferred to FY25.

Other items include

- Continued large and small meter replacement from broken or inaccurate meters
- Scada upgrades (the system was installed in 2002 and is in need of upgrades to hardware)
- PRV & SCADA system upgrades
- Infrared Drone Purchase (leak detection & water loss investigation)
- 12" line upgrade on Moapa Valley Blvd (grant funding of \$2,463,474 + \$350,000 MVWD obligation)
- 24" line replacement in Glendale (grant funding of \$2,476,640 + \$500,000 MVWD obligation)
- Valve repair/replacement
- Water Resource Development (\$100,000)

As this is staff's initial budget draft for fiscal year 2024, we anticipate plenty of input and direction from the Directors.

PROPRIETARY FUND	(1)	(2)	(3) (4) BUDGET YEAR ENDING 06/30/24	
	ACTUAL PRIOR YEAR ENDING 6/30/2022	ESTIMATED CURRENT YEAR ENDING 6/30/2023	TENTATIVE APPROVED	FINAL APPROVED
OPERATING REVENUE				
Water Sales	\$ 4,214,450	\$ 4,300,000	\$ 4,500,000	
Connection Fees	\$ 18,900	\$ 17,550	\$ 6,000	
340A Contract	\$ 200,000	\$ 200,000	\$ 200,000	
Total Operating Revenue	\$ 4,433,350	\$ 4,517,550	\$ 4,706,000	
OPERATING EXPENSE				
Wages & Salaries	\$ 1,242,437	\$ 1,400,000	\$ 1,601,000	
Employee Benefits	\$ 371,122	\$ 650,000	\$ 704,300	
Resource Development & Protection	\$ 111,584	\$ 200,000	\$ 220,000	
Regulatory Compliance	\$ 37,373	\$ 45,000	\$ 60,000	
Distribution System Operation	\$ 33,975	\$ 48,000	\$ 60,000	
Distribution System Maintenance	\$ 237,558	\$ 270,000	\$ 375,000	
Production Operation	\$ 80,858	\$ 115,000	\$ 115,000	
Production Maintenance	\$ 3,415	\$ 8,000	\$ 30,000	
Customer Accounts	\$ 57,775	\$ 60,000	\$ 69,000	
General Administration	\$ 604,110	\$ 690,000	\$ 755,500	
340A Contract	\$ 11,215	\$ 12,000	\$ 10,000	
Depreciation/Amortization	\$ 907,952	\$ 920,000	\$ 950,000	
Total Operating Expense	\$ 3,699,374	\$ 4,418,000	\$ 4,949,800	
Operating Income or (Loss)	\$ 733,976	\$ 99,550	\$ (243,800)	
NONOPERATING REVENUES				
Interest Earned	\$ 4,495	\$ 24,000	\$ 8,000	
Capacity Fees	\$ 35,583	\$ 85,000	\$ 8,000	
1/4-Cents Sales Tax	\$ 398,390	\$ 400,000	\$ 400,000	
Miscellaneous Income	\$ 79,578	\$ 20,000	\$ -	
Other Non-Operating Income	\$ 3,200	\$ 20,000	\$ -	
Water Resources Development Fee/(PIL)	\$ 40,950	\$ -	\$ -	
Water Share Lease Program	\$ 25,835	\$ 26,613	\$ 27,000	
Contributions in Aid of Construction	\$ 58,023	\$ 30,000	\$ 10,000	
Gain/(Loss) on Disposal of Assets	\$ 61,317	\$ 15,000	\$ -	
340A Reimbursement	\$ 52,994	\$ 52,994	\$ 52,994	
Proceeds from Grants	\$ 49,443	\$ 75,000	\$ 5,040,114	
Total Nonoperating Revenues	\$ 809,808	\$ 748,607	\$ 5,546,108	
NONOPERATING EXPENSES				
Reimbursement of Development Fees	\$ -	\$ -	\$ -	
Interest Expense	\$ 65,885	\$ 88,000	\$ 72,456	
Miscellaneous Expense	\$ 8,274	\$ 10,000	\$ 10,000	
Total Nonoperating Expenses	\$ 74,159	\$ 98,000	\$ 82,456	
Net Income before Operating Transfers				
Transfers (Schedule T)				
In	\$ -	\$ -	\$ -	
Out	\$ -	\$ -	\$ -	
Net Operating Transfers	\$ -	\$ -	\$ -	
CHANGE IN NET POSITION	\$ 1,469,625	\$ 750,157	\$ 5,219,852	

Moapa Valley Water District
(Local Government)

SCHEDULE F-1 REVENUES, EXPENSES AND NET POSITION

Fund _____ Enterprise _____

PROPRIETARY FUND	(1)	(2)	(3) (4) BUDGET YEAR ENDING 06/30/24	
	ACTUAL PRIOR YEAR ENDING 6/30/2022	ESTIMATED CURRENT YEAR ENDING 6/30/2023	TENTATIVE APPROVED	FINAL APPROVED
A. CASH FLOWS FROM OPERATING ACTIVITIES:				
Cash Received From Customers, Water Use Fees	\$ 4,220,030	\$ 4,300,000	\$ 4,500,000	
Cash Paid to Suppliers for Goods and Services	\$ (1,213,953)	\$ (1,436,000)	\$ (1,684,500)	
Cash Paid to Employees	\$ (1,838,056)	\$ (2,050,000)	\$ (2,305,300)	
Cash Received for 340A	\$ 200,000	\$ 200,000	\$ 200,000	
Cash Paid for 340A	\$ (16,142)	\$ (12,000)	\$ (10,000)	
a. Net cash provided by (or used for) operating activities.	\$ 1,351,879	\$ 1,002,000	\$ 700,200	
B. CASH FLOWS FROM NONCAPITAL FINANCING ACTIVITIES:				
Inter Government Revenues	\$ 398,390	\$ 400,000	\$ 400,000	
Other Non-Operating	\$ 3,200	\$ 20,000	\$ -	
Water Resource Development (PIL)	\$ 40,950	\$ 20,000	\$ -	
Water Shares Lease Program	\$ 25,835	\$ 26,613	\$ 27,000	
Contributions in Aid of Construction	\$ 58,023	\$ 30,000	\$ 10,000	
Capacity Fees	\$ 35,583	\$ 85,000	\$ 27,000	
Miscellaneous Income	\$ 79,578	\$ 20,000	\$ -	
340A Reimbursement	\$ 52,994	\$ 52,994	\$ 52,994	
b. Net cash provided by (or used for) NON CAPITAL FINANCING ACTIVITIES.	\$ 694,553	\$ 654,607	\$ 516,994	
C. CASH FLOWS FROM CAPITAL AND RELATED FINANCING ACTIVITIES:				
Principle of Long Term Debt	\$ (479,043)	\$ (481,444)	\$ (361,602)	
Interest in Long Term Debt	\$ (105,516)	\$ (87,489)	\$ (72,456)	
Proceeds from the Sale of Capital Assets	\$ 25,300	\$ 15,000	\$ -	
Purchase of Fixed Assets (Fixed Asset Replacement Acct)	\$ (81,299)	\$ (175,893)	\$ (185,622)	
Capital Improvements (Infrastructure Replacement Acct)	\$ (1,058,773)	\$ (1,190,000)	\$ (6,200,000)	
Water Resource Development (Water Resource Dev. Acct.)	\$ -	\$ (100,000)	\$ (100,000)	
Arsenic Media (Media Replacement Acct)	\$ -	\$ -	\$ -	
Proceeds from Long Term Debt	\$ -	\$ -	\$ -	
Proceeds from Grants	\$ 42,065	\$ 100,000	\$ 5,040,114	
Miscellaneous Expense	\$ (8,274)	\$ 10,000	\$ 10,000	
Reimbursement of Development Fees	\$ -	\$ -	\$ -	
c. Net cash provided by (or used for) capital and related financing activities.	\$ (1,665,540)	\$ (1,909,826)	\$ (1,869,566)	
D. CASH FLOWS FROM INVESTING ACTIVITIES:				
Interest on Investments	\$ 4,495	\$ 24,000	\$ 8,000	
Losses on Investments	\$ -	\$ -	\$ -	
d. Net cash provided by (or used in) investing activities.	\$ 4,495	\$ 24,000	\$ 8,000	
NET INCREASE (DECREASE) in cash and cash equivalents (a+b+c+d)	\$ 385,387	\$ (229,219)	\$ (644,372)	
CASH AND CASH EQUIVALENTS AT JULY 1, 20xx	\$ 6,772,606	\$ 7,157,993	\$ 6,928,774	
CASH AND CASH EQUIVALENTS AT JUNE 30, 20xx	\$ 7,157,993	\$ 6,928,774	\$ 6,284,402	

Moapa Valley Water District
(Local Government)

SCHEDULE F-2 STATEMENT OF CASH FLOWS

FUND Enterprise

CAPITAL IMPROVEMENT BUDGET
FISCAL YEARS 24 - 29

Account-#	NAME	FY24	FY25	FY26	FY27	FY28	FY29
2024-IRA-01	WATER MAIN REPLACEMENT	-	480,000	500,000	520,000	560,000	
2024-IRA-02	METER REPLACEMENT PROGRAM	200,000	200,000				
2024-IRA-03	VALVE REPLACEMENT PROGRAM	110,000	110,000	110,000	110,000	110,000	
2024-IRA-04	SCADA UPGRADES	30,000	30,000	30,000	30,000	30,000	
2024-IRA-05	PRV UPGRADES	40,000	40,000	40,000	40,000	40,000	
2024-IRA-06	WARM SPRINGS TANK 500K			260,000			
2024-IRA-07	NARROWS TANK 2 MILLION						260,000
2024-IRA-08	BALDWIN 14" A/C LINE		550,000				
2024-IRA-09	ARROW CANYON 20" (JM PIPE)			70,000			930,000
2024-IRA-10	ARROW CANYON #3 WELL					1,200,000	
2024-IRA-11	MAIN STREET UPGRADE	2,820,000					
2024-IRA-12	24" DUCTILE IRON LINE REPLACEMENT	3,000,000					
2024-IRA-13	HYDRANT METER REPLACEMENT	15,000					
	TOTAL CAPITAL IMPROVEMENT	6,215,000	1,410,000	1,010,000	700,000	1,940,000	

2024-FARA-01	*SAFETY/SMALL EQUIPMENT REPLACEMENT	10,000	5,000	5,000	5,000	5,000	
2024-FARA-02	*OFFICE EQUIPMENT REPLACEMENT	10,000	10,000	10,000	10,000	10,000	
2024-FARA-03	*INFORMATION TECHNOLOGY	5,000	15,000	5,000	5,000	5,000	
2024-FARA-04	VEHICLE REPLACEMENT	-	150,000	30,000	120,000		
2024-FARA-05	EQUIPMENT REPLACEMENT	37,144	134,000	120,000			
2024-FARA-06	SERVER REPLACEMENT			20,000			
2024-FARA-07	PROPERTY PURCHASE	103,478	103,478	103,478	103,478		
2024-FARA-08	Leak Detection Droan	20,000					
	TOTAL FIXED ASSET PURCHASES	185,622	417,478	293,478	243,478	20,000	

2024-WRA-01	*WATER RESOURCE DEVELOPMENT	100,000	100,000	100,000	100,000	100,000	
-------------	-----------------------------	---------	---------	---------	---------	---------	--

2024-MRA-01	ARSENIC MEDIA			500,000			
-------------	---------------	--	--	---------	--	--	--


	GRAND TOTAL	6,500,622	1,927,478	1,903,478	1,043,478	2,060,000	
--	--------------------	------------------	------------------	------------------	------------------	------------------	--

IRA - Infrastructure Replacement Account

WRA - Water Resources Account

* Miscellaneous Fixed Assets on Joe's Spreadsheet


Will Receive Ggrant Money Submitted for Grant Money



CAPITAL IMPROVEMENT PROJECT - FISCAL YEAR 2024

1. Project Title: Meter Replacement Program
2. Project Number 2024 – IRA-02
3. Project Type Capital Purchase: x Construction Project: x
4. Sponsoring Division: Water Distribution
5. Project Budget: \$200,000 (\$100,000 + \$100,000 Bureau of Reclamation Grant)
 - Purchase \$155,000
 - Construction
 1. Engineering
 2. Construction Management
 3. Contract Services
 4. In House Purchase of Materials \$10,000
 5. Salaries & Wages \$35,000

6. Project Description: The Meter Replacement program is an annual program for the costs associated with the maintenance and / or replacement of meters. The improper type or a poorly maintained meter could be a significant contributing factor in lost and unaccounted water. This in turn results in lost revenues. The program expenditures will include the purchase of new meters, meter boxes and the refurbishing and testing of existing meters.



CAPITAL IMPROVEMENT PROJECT - FISCAL YEAR 2024

1. Project Title: Valve Replacement Program

2. Project Number 2024 – IRA - 03

3. Project Type Capital Purchase: Construction Project:

4. Sponsoring Division: Water Distribution / Water Production

5. Project Budget: \$110,000

- Purchase

- Construction

1. Engineering


2. Construction Management

3. Contract Services

4. In House Purchase of Materials \$40,000

5. Wages & Salaries \$70,000

6. Project Description: The District has 1,646 valves in its distribution system. Each valve is inspected for operational status at least once a year. Valves that are inoperable are identified & logged for repair or replacement.




CAPITAL IMPROVEMENT PROJECT - FISCAL YEAR 2024

1. Project Title: SCADA System Replacement
2. Project Number 2024 – IRA - 04
3. Project Type Capital Purchase: Construction Project:
4. Sponsoring Division: Water Production / Distribution
5. Project Budget: \$30,000


- Purchase \$25,000
 1. Engineering
 2. Construction Management
 3. Contract Services
 4. In House Purchase of Materials
 5. Salaries & Wages \$5,000

6. Project Description: The District's supervisory control and data acquisition system (the heart of the water delivery infrastructure) was first installed in 2002. Upgrades to the system need to be performed on a yearly basis.



CAPITAL IMPROVEMENT PROJECT - FISCAL YEAR 2024

1. Project Title: PRV/PSV Upgrades
2. Project Number 2024 – IRA - 05
3. Project Type Capital Purchase: Construction Project:
4. Sponsoring Division: Water Production / Distribution
5. Project Budget: \$40,000
 - Purchase \$20,000
 1. Engineering
 2. Construction Management
 3. Contract Services
 4. In House Purchase of Materials
 5. Salaries & Wages \$20,000
6. Project Description: The Districts has over 20 pressure reducing / sustaining valves scattered throughout the system. Some valves are over 40 years old. Upgrades / Repairs are needed on a yearly basis to ensure system integrity.




CAPITAL IMPROVEMENT PROJECT - FISCAL YEAR 2024

1. Project Title: Main Street Upgrade
2. Project Number 2024-IRA-11
3. Project Type Capital Purchase: Construction Project: x
4. Sponsoring Division: Water Distribution
5. Project Budget: \$2,820,000

• Construction	\$2,270,000
1. Engineering	\$150,000
2. Construction Management	
3. Contract Services	
4. In House Purchase of Materials	\$350,000
5. Salaries & Wages	\$50,000

6. Project Description: Installation of 2,500 of 12-inch water main on Moapa Valley Blvd from Bonelli Avenue to Alma Avenue along with appurtenant valves, lateral lines, fire hydrants, and service connections. This project is being funded through a \$2,463,474 grant from Clark County.




CAPITAL IMPROVEMENT PROJECT - FISCAL YEAR 2024

1. Project Title: Main Street Upgrade
2. Project Number 2024-IRA-12
3. Project Type Capital Purchase: Construction Project: x
4. Sponsoring Division: Water Distribution
5. Project Budget: \$3,000,000

- Construction \$2,700,000
 1. Engineering \$250,000
 2. Construction Management
 3. Contract Services
 4. In House Purchase of Materials
 5. Salaries & Wages \$50,000

6. Project Description: Installation of 9,000 feet of 24-inch water transmission main. This project will replace a 9,000-foot section of faulty ductile iron transmission main that has experienced a high failure rate. This project is being funded by a \$2,476,640 appropriations requests secured by Congressmen Horsford, Senators Cortez- Masto and Rosen



CAPITAL IMPROVEMENT PROJECT - FISCAL YEAR 2024

1. Project Title: Meter Replacement Program

2. Project Number 2024 – IRA-13

3. Project Type Capital Purchase: x Construction Project:

4. Sponsoring Division: Water Distribution

5. Project Budget: \$15,000

- Purchase \$15,000

- Construction

1. Engineering


2. Construction Management

3. Contract Services

4. In House Purchase of Materials

5. Salaries & Wages

6. Project Description: The District has 41 total hydrant meters. Some as old as 20 years. The District will purchase five replacement hydrant meters with backflow assemblies built into the body to better protect the District's distribution system.



CAPITAL IMPROVEMENT PROJECT - FISCAL YEAR 2024

1. Project Title: Safety Equipment

2. Project Number 2024 – FARA - 01

3. Project Type Capital Purchase: Construction Project:

4. Sponsoring Division: Water Distribution / Water Production

5. Project Budget:

- Purchase

- Construction


1. Engineering

2. Construction Management

3. Contract Services

4. In House Purchase of Materials \$10,000

6. Project Description: For the purchase of large safety equipment such as trench plates, shoring, signage, hoists, confined space entry equipment, etc.



CAPITAL IMPROVEMENT PROJECT - FISCAL YEAR 2024

1. Project Title: Office Equipment Upgrade

2. Project Number 2024 – FARA - 02

3. Project Type Capital Purchase: Construction Project:

4. Sponsoring Division: Administration

5. Project Budget:

- Purchase \$10,000

- Construction


1. Engineering

2. Construction Management

3. Contract Services

4. In House Purchase of Materials

6. Project Description: For the purchase and/or replacement of office equipment to enhance production or replace equipment in repair. The items include the replacement of office furniture on an “as needed basis”, and engineering software upgrades.



CAPITAL IMPROVEMENT PROJECT - FISCAL YEAR 2024

1. Project Title: I. T. Upgrades

2. Project Number 2024 – FARA - 03

3. Project Type Capital Purchase: Construction Project:

4. Sponsoring Division: Administration

5. Project Budget:

- Purchase \$5,000

- Construction


1. Engineering

2. Construction Management

3. Contract Services

4. In House Purchase of Materials

6. Project Description: The IT Upgrade program is an annual program that provides funds to replace computers that are in excess of five years old or units that have become a maintenance problem.



CAPITAL IMPROVEMENT PROJECT - FISCAL YEAR 2024

1. Project Title: Backhoe Replacement (Lease)

2. Project Number 2024 – FARA - 05

3. Project Type Capital Purchase: Construction Project:

4. Sponsoring Division: Water Distribution / Production

5. Project Budget: \$37,144

- Purchase

- Construction


1. Engineering

2. Construction Management

3. Contract Services (LEASE) \$37,144


4. In House Purchase of Materials

6. Project Description: The District has moved away from the traditional purchase of new backhoes and has slated to continue the practice of leasing. FY23 is budgeted to lease two backhoes.



CAPITAL IMPROVEMENT PROJECT - FISCAL YEAR 2024

1. Project Title: Property Purchase
2. Project Number 2024 – FARA - 07
3. Project Type Capital Purchase: Construction Project:
4. Sponsoring Division: Administration
5. Project Budget: \$103,478
 - Purchase \$103,478
 - Construction
 - 1. Engineering
 - 2. Construction Management
 - 3. Contract Services
 - 4. In House Purchase of Materials
 - 5. Project Description: The District purchased the adjacent property to expand the storage yard from Overton Power District #5. We have a five year repayment of the note being held by OPD5



CAPITAL IMPROVEMENT PROJECT - FISCAL YEAR 2024

1. Project Title: Water Resource Development

2. Project Number 2024 – WRA - 01

3. Project Type Capital Purchase: x Construction Project:

4. Sponsoring Division: Administration

5. Project Budget: \$100,000

- Purchase \$100,000

- Construction


1. Engineering

2. Construction Management

3. Contract Services

4. In House Purchase of Materials

6. Project Description: For the purchase of water resources, including Muddy Valley Irrigation District stock.



CAPITAL IMPROVEMENT PROJECT - FISCAL YEAR 2024

1. Project Title: Leak detection Drone

2. Project Number 2024 – FARA - 08

3. Project Type Capital Purchase: Construction Project:

4. Sponsoring Division: Water Distribution / Production

5. Project Budget: \$20,000

- Purchase \$20,000

- Construction

1. Engineering

2. Construction Management

3. Contract Services

4. In House Purchase of Materials

6. Project Description: The purchase of an infrared drone to help identify leaks in the distribution system.