

Permittee: _____ Date: _____

Mailing Address: _____ Phone: _____

To sign up for paperless billing or automatic pay please visit our website at moapawater.com and click "pay your bill"

Email Address: _____

Truck #: _____ License Plate #: _____

Truck Description: _____

A copy of this permit MUST be in vehicle used when connected to the District's system and must be made immediately available for inspection upon request.

Project Description: _____

Location: _____

Duration of the Project: _____ Days (Maximum of 180 Days)

- The Moapa Valley Water District reserves the right to meter any and all permits for hydrant usage.
- In the case of loss, destruction, or abuse (beyond reasonable wear and tear) to the hydrant and/or meter assembly, the permitted party will become liable for the repair or replacement costs of said hydrant and/or meter assembly.
- ANY unauthorized usage of hydrants constitutes diversion or theft of water with the intent to avoid payment, per NRS 704.800, and may constitute a Class D Felony.
- Any person and/or company diverting or stealing water from the District shall be subject to a minimum charge of \$1000 plus usage and administrative costs associated with the investigation and possible prosecution of theft.

Permitted Signature

- An approved backflow prevention assembly shall be installed on the outlet where the water is or may be used to supply the consumer in a manner which would create a potential hazard to the public water system.
- On-site inspection of the connection to the hydrant and any equipment to be used IS REQUIRED prior to final authorization of the permit. A permanent fixed air gap or a reduced pressure principal backflow assembly will be required.
- Once the connection has been established, the permit holder may not change the equipment or connection or operate the hydrant.
- Permit holders who violate conditions of this permit will be liable for public health effects caused by backflow conditions created by their connection and also assume liability for damages to District or customer facilities.
- A copy of this permit MUST be in vehicle used when connected to the District's system and must be made immediately available for inspection upon request.

Permitted Signature

All the following apply:
Please initial

_____ \$1,000.00 Hydrant meter deposit; Refundable after verification that both the hydrant and the meter are undamaged, operational and the final bill has been paid.

_____ A non-refundable application fee, a monthly base rate plus water usage will be billed out at the top usage rate as set by the Districts established rates in effect at the time of the hydrant meter permit.

_____ For building permits you must provide a valid dust permit.

_____ A copy of this permit MUST be in vehicle used when connected to the District's system and must be made immediately available for inspection upon request.

I hereby request a fire hydrant use permit and agree to pay all charges accrued against this permit. I understand that invoices for hydrant use are due upon receipt, become delinquent 15 days later and ARE subject to a 10% late fee. If at any time, an invoice becomes 30 days late this hydrant permit will be revoked, and the hydrant meter will be pulled. Once revoked a permit may not be reissued until all charges are paid in full, a new permit application is completed, and a new permit fee paid. Reconnection will require an on-site inspection.

Permitted Signature _____ Date _____

Hyd Meter #:	_____	Meter Install Date:	_____	Beginning read:	_____
Ending Read:	_____	Hydrant Designated for use:	_____		
Approved Connections:	_____				

FOR DISTRICT PERSONNEL USE ONLY

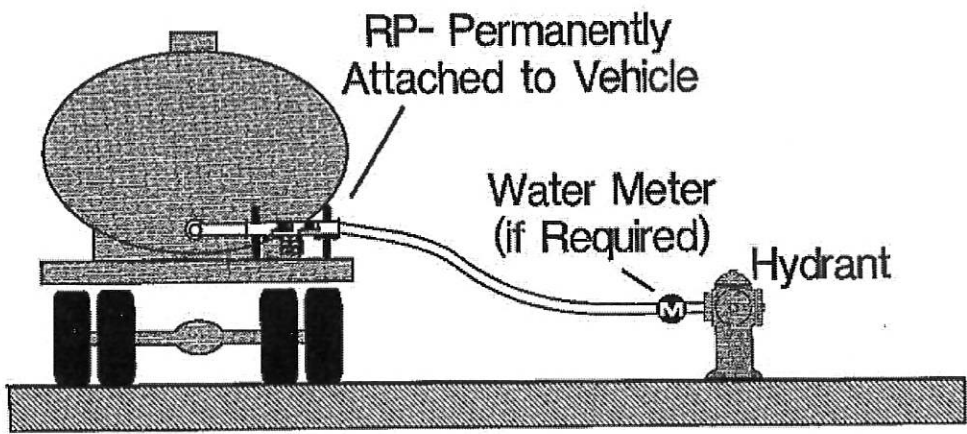
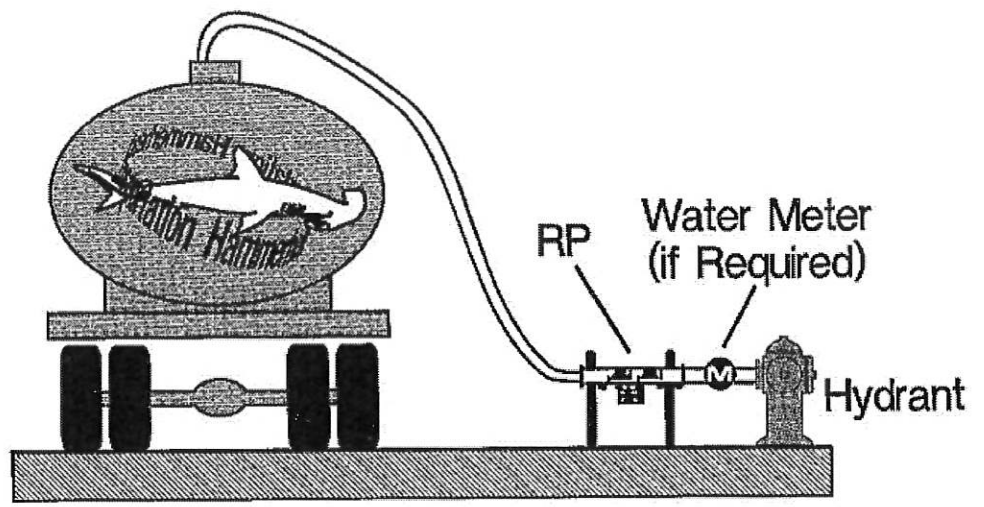

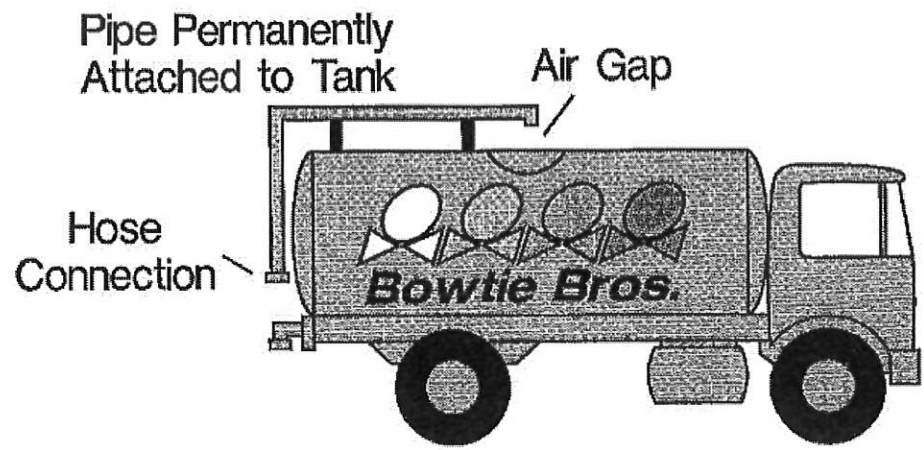



Fig. 7.21
 Proper Methods of Filling Portable Spray and Cleaning Equipment



The District's hydrant meter policy was designed to assist businesses with complying to Clark County dust control requirements, by allowing limited use of the District's fire suppression system. In August of 2011 the policy was revised to include usage for other non-business dust control needs such as rodeo arenas.

In the interest of public health, Federal and State regulations require that all connections to a public water system are protected from cross connection contamination, which is defined as an actual or potential connection between a potable and non-potable water supply. This is typically accomplished by means of an approved backflow device or by providing a permanent "air gap".

Customers who apply for a hydrant meter permit are required to comply with all of the following rules:


- An approved backflow prevention device shall be installed on the outlet of the hydrant meter when no air gap is present. The device shall be sufficient for the cross connection hazard (i.e. AVB, PVB, DC, RP).
- The approved backflow prevention assembly must be tested by a certified tester at time of hydrant meter placement.
- If an approved backflow prevention assembly *is not* used then there must be a permanent and fixed air gap (An air gap is the unobstructed vertical gap between the water outlet and the overflow rim of the receiving equipment/vessel. The gap must be two times the diameter of the outlet piping).
- All piping and connections from the hydrant meter to the outlet must remain above ground and visible for inspection.
- All piping and connections to the hydrant meter which are used in conjunction with filling of water trucks, above ground sprinkling systems, etc., are to be **disconnected** from the hydrant meter when not in use and stored/kept in a clean way, free from mud, dirt, and debris.
- On-site inspection, by MVWD personnel, of the connection to the hydrant meter and any equipment/vessel to be used is required prior to final authorization of the permit.
- Once the connection has been established, the permit-holder may not change the receiving equipment/vessel or connection without prior approval and inspection by MVWD.
- The permit holder is not authorized to operate the hydrant at any time. A separate valve will be placed on the outlet of the hydrant meter to allow the customer to start and stop the flow of water.

Any violation of the above rules will result in the immediate removal of the hydrant meter and penalties up to and including fines and liability.

If you have any questions, please contact the water district office at (702)397-6893, Monday through Friday, 8:00am to 4:30pm.

Customer Signature

Date



FIRE HYDRANT INSPECTION FORM

This form is to verify the condition of a hydrant before it is placed in use for a hydrant meter.

Hydrant ID: _____ Manufacturer Model: _____

Location: _____

Inspection Points	Pre-Inspection			Post Inspection		
	Yes	No	N/A	Yes	No	N/A
Exterior of hydrant in good condition and in proper alignment?						
Caps & Chains are in good condition & are properly fastened?						
Nozzles & threads are in good condition?						
Valve operating nut is in good condition?						
Hydrant valve opens & closes properly?						
Hydrant barrel drains properly?						
Street valve is accessible & operates properly?						
Meter is secured & locked to the hydrant?						
Inspected by:				Inspected By:		
Date:				Date:		
Time:				Time:		

Notes: _____

Hydrant Meter Inspection Form

This form is to verify the condition of the hydrant meter.

Hydrant Meter ID: _____ Manufacturer Model: _____

Inspection Points	Pre-Inspection			Post Inspection		
	Yes	No	N/A	Yes	No	N/A
Check meter for cap & lens clarity.						
Check that dial intact.						
Check swivel & swivel gasket.						
Check jones cap, packing gland and OP nut.						
Check jones valve for locking cap.						
Verify serial number & hydrant meter tag.						
Jones valve opens and closes properly?						
Overall condition of the hydrant meter?						
Inspected by:				Inspected By:		
Date:				Date:		
Time:				Time:		

Notes: _____

