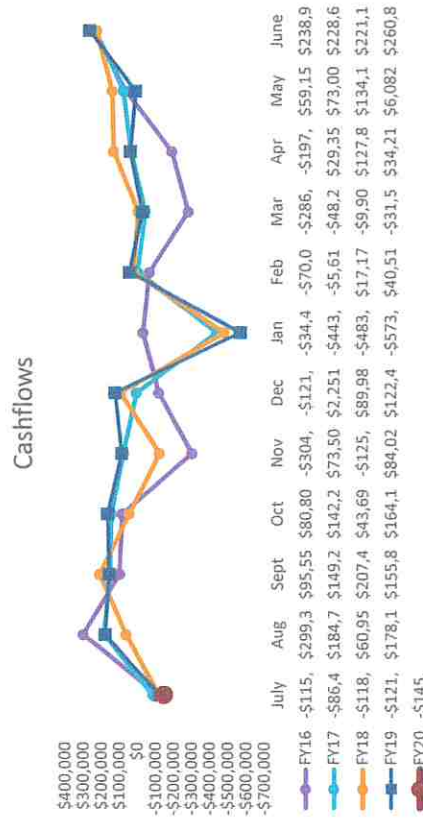
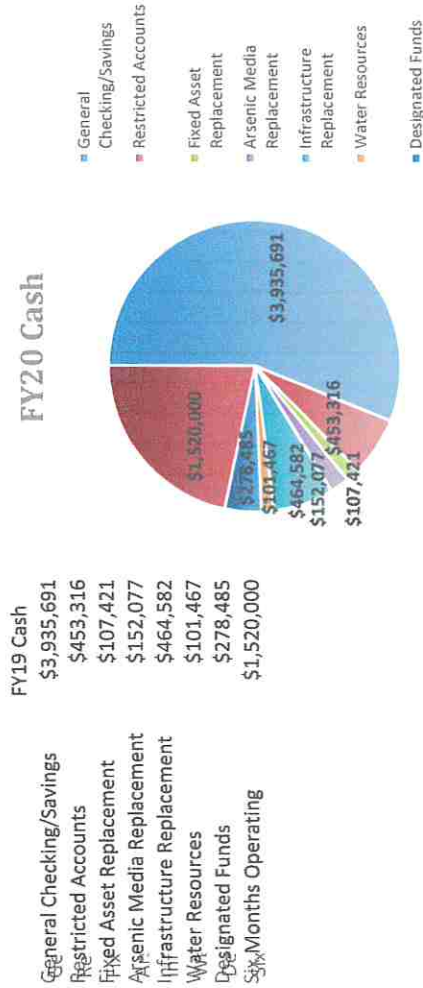

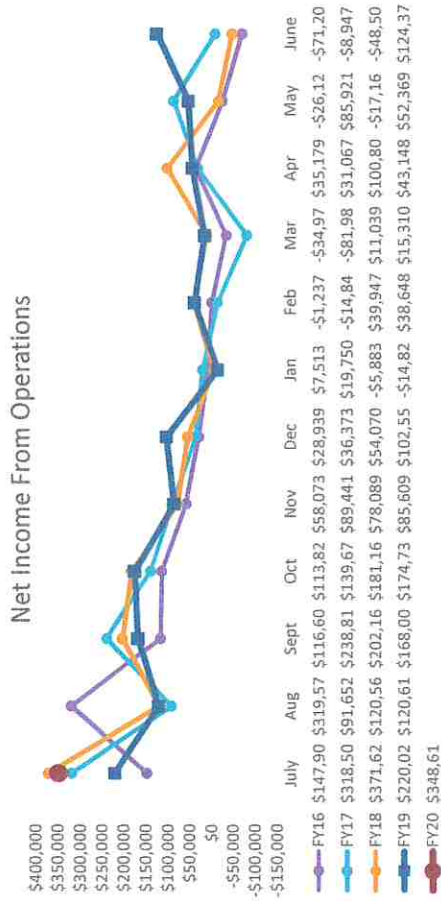
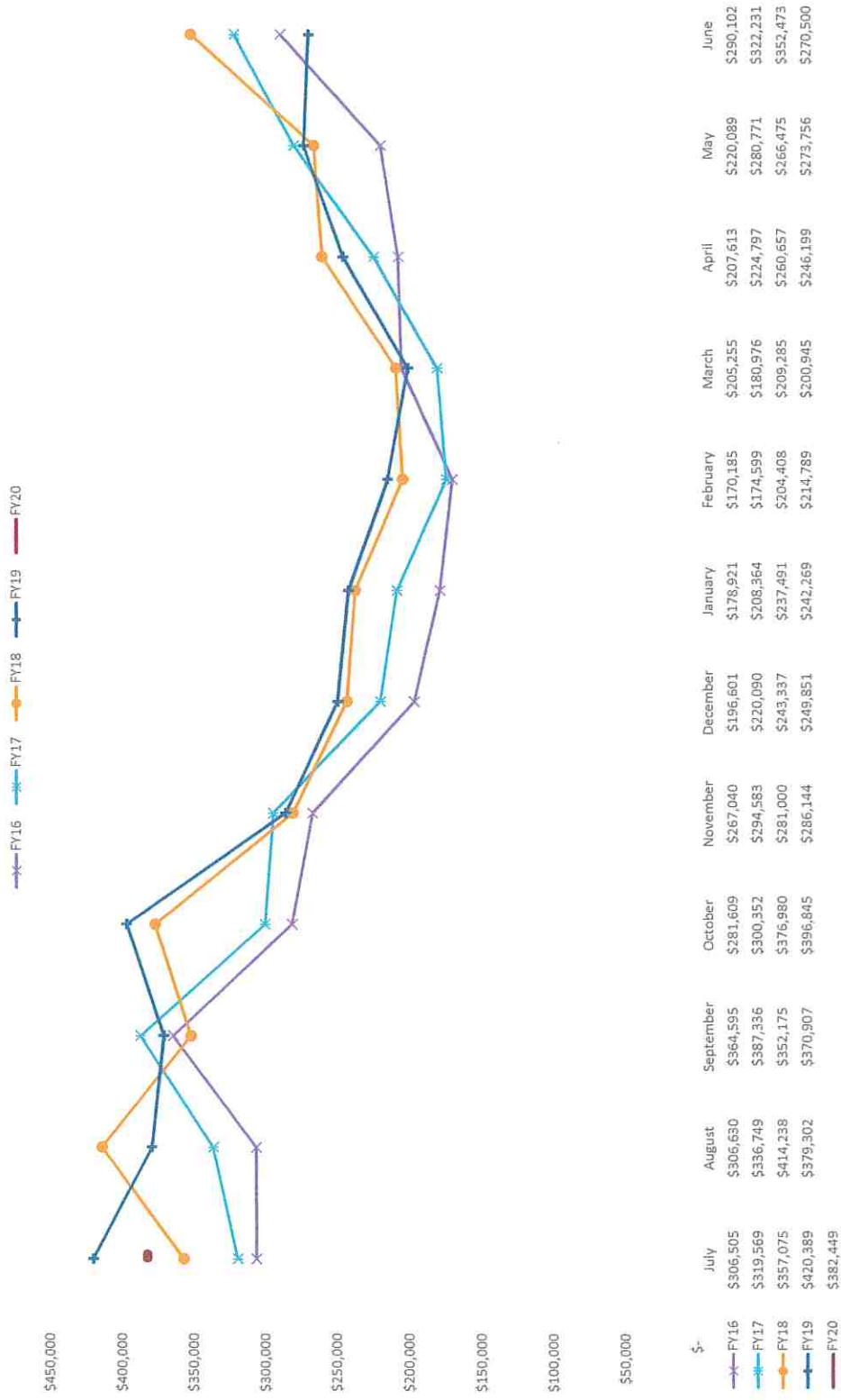


MVWD Financial Dashboard



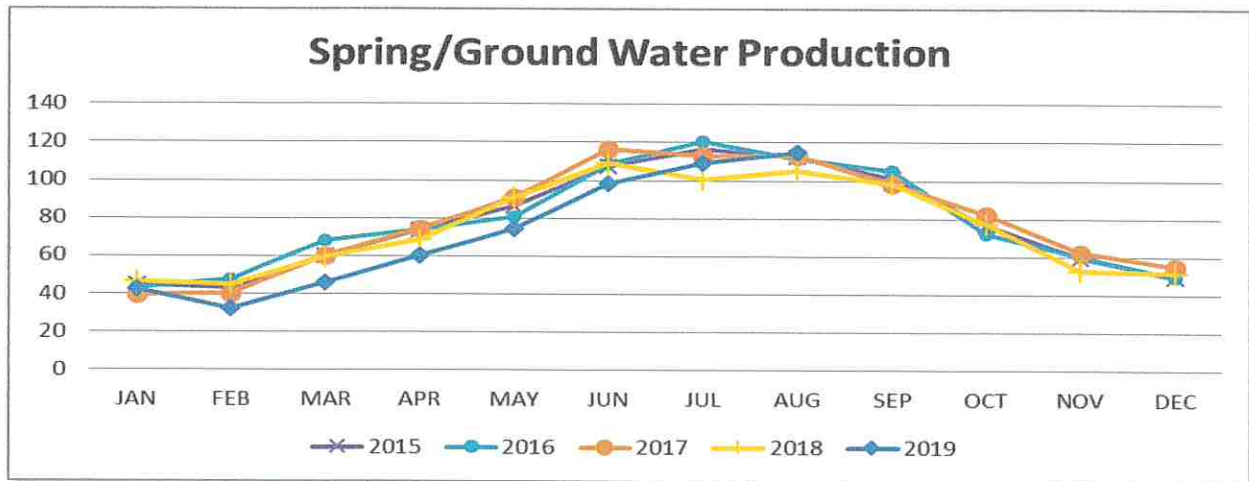
REVENUE



Moapa Valley Water District
OVERALL BUDGET REPORT
Water Fund - 07/01/2019 to 07/31/2019
8.33% of the fiscal year has expired

	2019 BUDGETED	YTD	% OF BUDGET EXPENDED	REMAINING BALANCE
NET INCOME / LOSS				
INCOME FROM OPERATIONS				
OPERATING REVENUE				
Water Sales	3,700,000	382,449	10.34%	3,317,551
Connection Fees	22,500	-	-	22,500
340A Project	200,000	200,000	100.00%	-
Total OPERATING REVENUE	3,922,500	582,449	14.85%	3,340,051
OPERATING EXPENSE				
Wages & Salaries	1,204,000	90,495	7.52%	1,113,505
Employee Benefits	566,000	44,409	7.85%	521,591
Resource/Develop & Protect	230,000	39,225	17.05%	190,775
Regulatory Compliance	45,000	445	0.99%	44,555
340A Project	10,000	648	6.48%	9,352
Dist System - Operation	38,000	1,269	3.34%	36,731
Dist System - Maint.	225,000	8,618	3.83%	216,382
Production Operations	115,000	954	0.83%	114,046
Production Maintenance	40,000	116	0.29%	39,884
Customer Account Expenses	50,000	3,596	7.19%	46,404
General & Administrative	579,000	44,063	7.61%	534,937
Depreciation	750,000	-	-	750,000
Total OPERATING EXPENSE	3,852,000	233,838	6.07%	3,618,162
Total INCOME FROM OPERATIONS	70,500	348,611	494.48%	(278,111)
NON-OPEARATING ITEMS				
NON-OPERATING INCOME				
Interest Earned	6,000	3,943	65.72%	2,057
2nd Water Phase 1	25,000	4,499	18.00%	20,501
340A Contract	52,994	-	-	52,994
Capacity Fee	30,000	-	-	30,000
1/4-Cent Sales Tax	280,000	-	-	280,000
Other Non-Operating revenues	27,500	23,050	83.82%	4,450
Total NON-OPERATING INCOME	421,494	31,492	7.47%	390,002
NON-OPERATING EXPENSE				
Interest Expense	162,340	83,400	51.37%	78,940
Other Non-Operating expense	-	4,075	-	(4,075)
Total NON-OPERATING EXPENSE	162,340	87,475	53.88%	74,865
Total NON-OPEARATING ITEMS	259,154	(55,983)	-21.60%	315,137
Total NET INCOME / LOSS	329,654	292,628	88.77%	37,026

Assistant General Manager Report

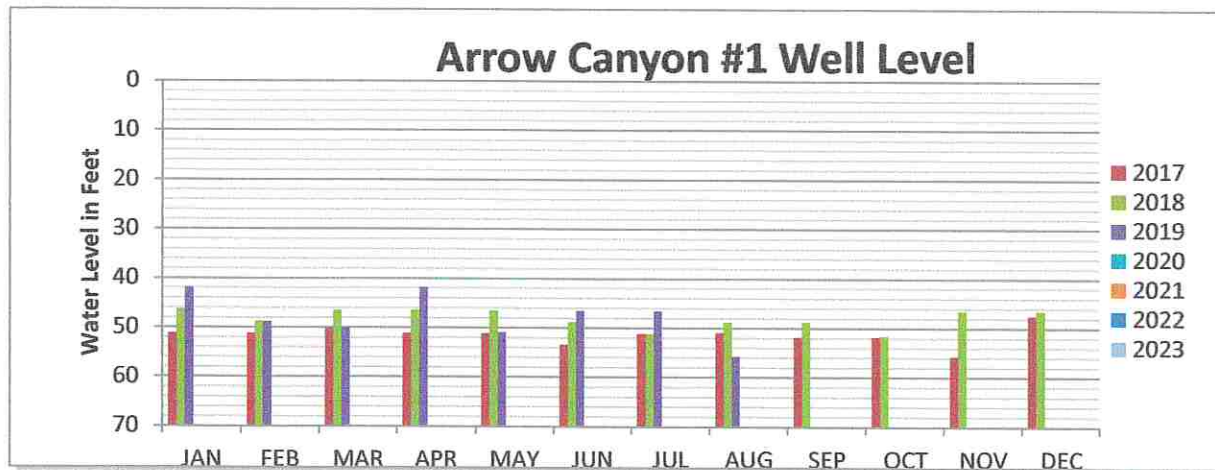


August

Arrow Canyon #1 pumped 114,923,000 gallons

Baldwin Springs Pumped 154,000 gallons

Total = 115,077,040 gallons



Meter Installs

July (12) twelve banked 5/8-3/4"

Total Meters for CY 2019 = Twentyfour (24): six (6) sold 5/8"-3/4"; five (18) banked 5/8"-3/4"