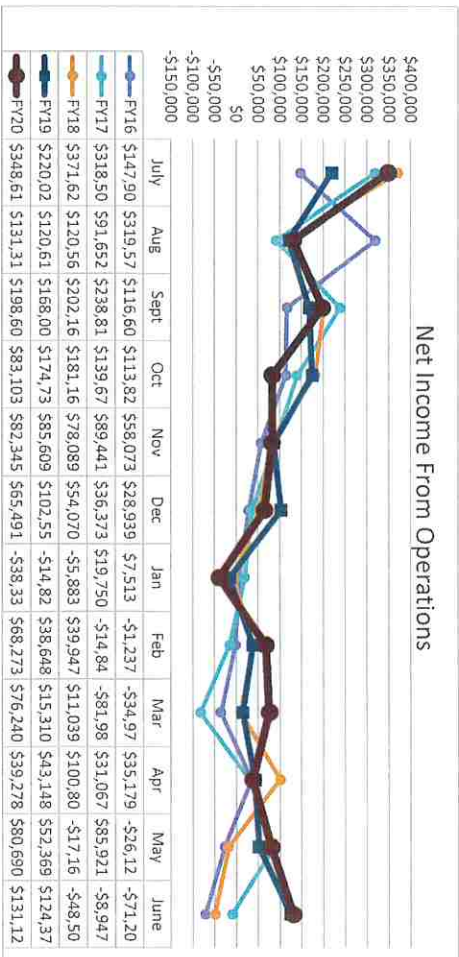
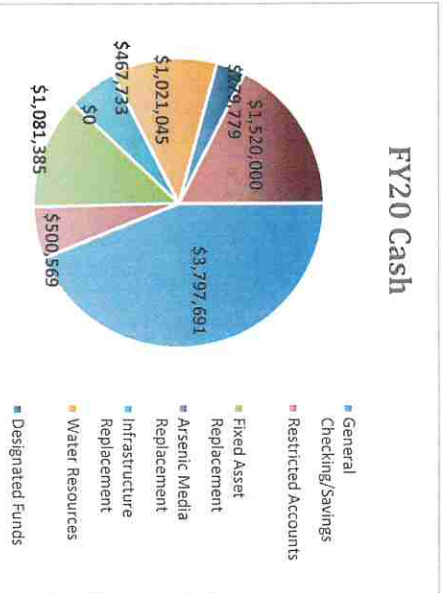


# MWWD Financial Dashboard


### Net Income From Operations



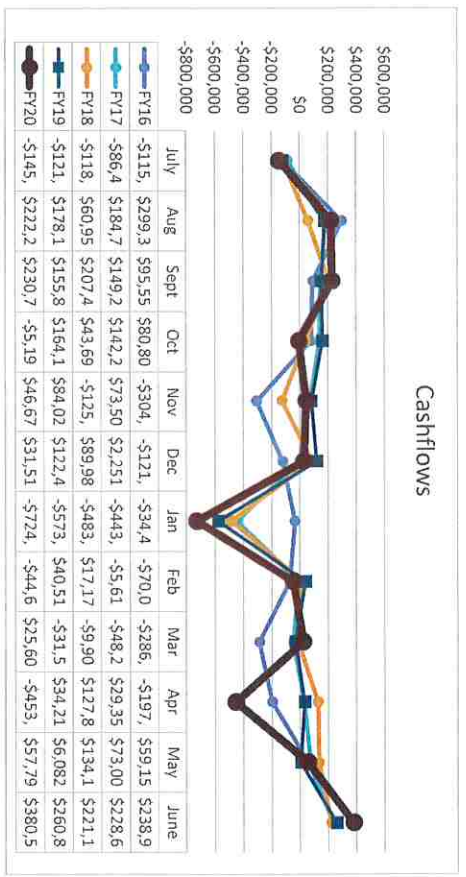
### FY20 Cash



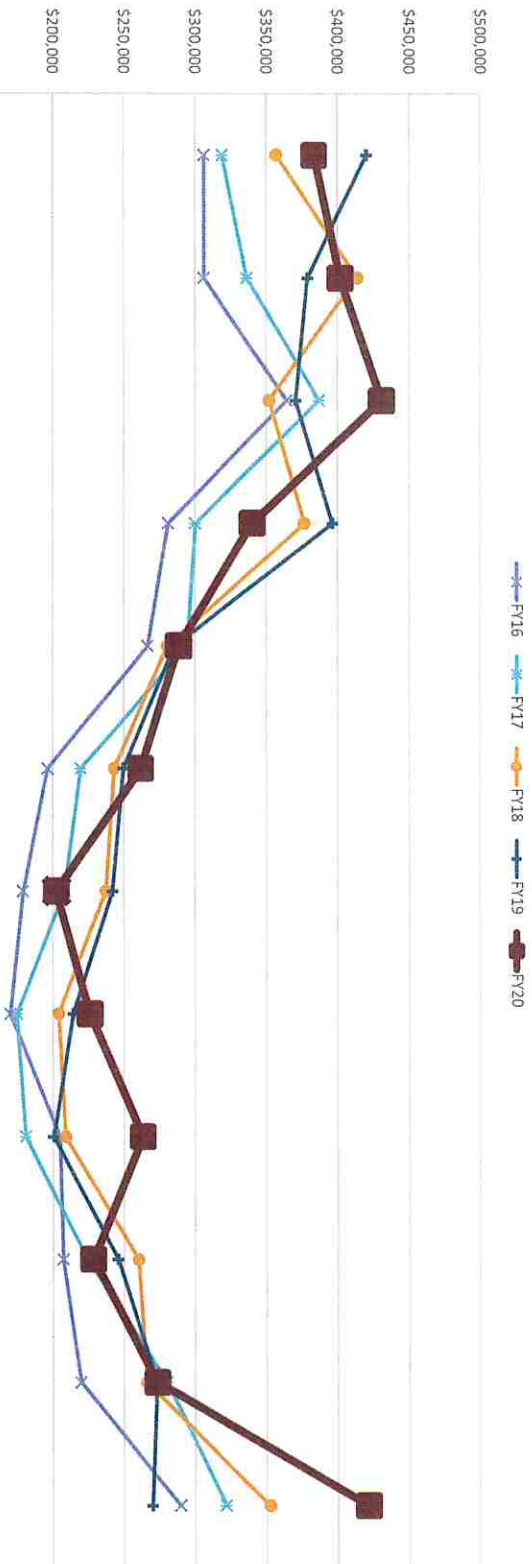
### FY20 BUDGET VS. ACTUAL



### Cashflows



# REVENUE

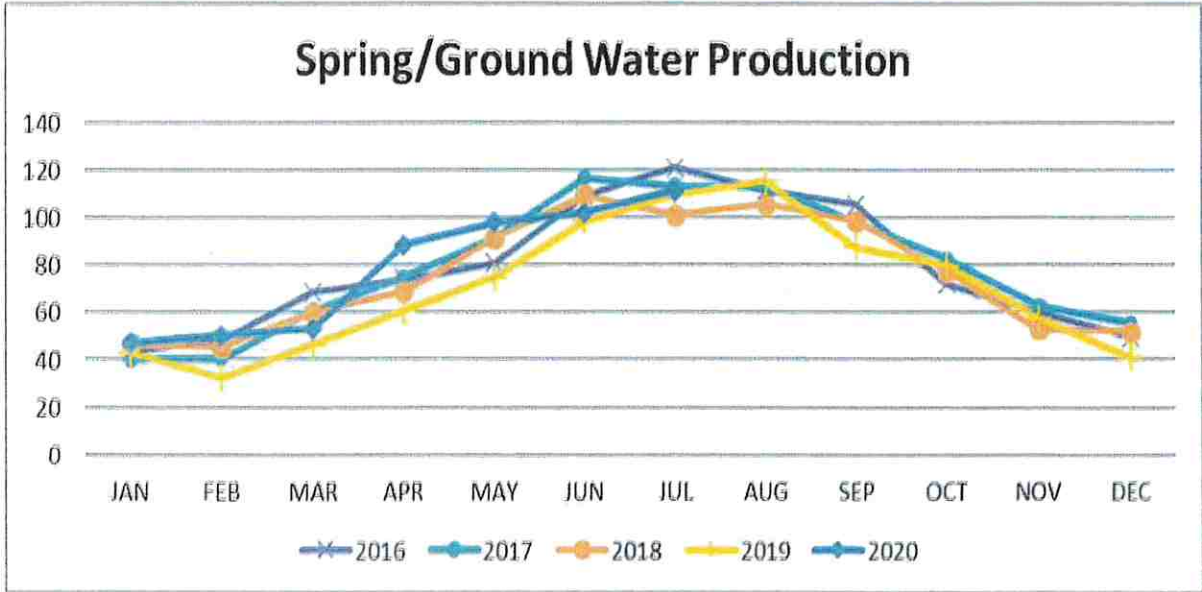


	July	August	September	October	November	December	January	February	March	April	May	June
FY16	\$306,505	\$306,630	\$364,595	\$281,609	\$267,040	\$196,601	\$178,921	\$170,185	\$205,255	\$207,613	\$220,089	\$290,102
FY17	\$319,569	\$336,749	\$387,336	\$380,352	\$294,583	\$220,090	\$238,364	\$174,599	\$180,976	\$224,797	\$280,771	\$322,231
FY18	\$357,075	\$414,238	\$352,175	\$376,980	\$281,000	\$243,337	\$237,491	\$204,408	\$209,285	\$260,657	\$265,475	\$352,473
FY19	\$420,389	\$379,302	\$370,907	\$396,845	\$286,144	\$249,851	\$242,269	\$214,789	\$200,945	\$246,199	\$273,756	\$270,500
FY20	\$383,945	\$402,558	\$430,991	\$340,465	\$288,859	\$162,396	\$202,638	\$226,317	\$263,901	\$228,787	\$273,763	\$421,658

**Moapa Valley Water District**  
**OVERALL BUDGET REPORT**  
**Water Fund - 07/01/2019 to 06/30/2020**  
**100.00% of the fiscal year has expired**

	2020 BUDGETED	YTD	% OF BUDGET EXPENDED	REMAINING BALANCE
<b>NET INCOME / LOSS</b>				
<b>INCOME FROM OPERATIONS</b>				
<b>OPERATING REVENUE</b>				
Water Sales	3,700,000	3,766,485	101.80%	(66,485)
Connection Fees	22,500	27,600	122.67%	(5,100)
340A Project	200,000	400,000	200.00%	(200,000)
<b>Total OPERATING REVENUE</b>	<b>3,922,500</b>	<b>4,194,085</b>	<b>106.92%</b>	<b>(271,585)</b>
<b>OPERATING EXPENSE</b>				
Wages & Salaries	1,204,000	1,133,815	94.17%	70,185
Employee Benefits	566,000	497,052	87.82%	68,948
Resource/Develop & Protect	230,000	187,948	81.72%	42,052
Regulatory Compliance	45,000	36,969	82.15%	8,031
340A Project	10,000	7,284	72.84%	2,716
Dist System - Operation	38,000	19,152	50.40%	18,848
Dist System - Maint.	225,000	227,950	101.31%	(2,950)
Production Operations	115,000	124,252	108.05%	(9,252)
Production Maintenance	40,000	8,256	20.64%	31,744
Customer Account Expenses	50,000	47,316	94.63%	2,684
General & Administrative	579,000	570,224	98.48%	8,776
Depreciation	750,000	823,190	109.76%	(73,190)
<b>Total OPERATING EXPENSE</b>	<b>3,852,000</b>	<b>3,683,408</b>	<b>95.62%</b>	<b>168,592</b>
<b>Total INCOME FROM OPERATIONS</b>	<b>70,500</b>	<b>510,677</b>	<b>724.36%</b>	<b>(440,177)</b>
<b>NON-OPEARATING ITEMS</b>				
<b>NON-OPERATING INCOME</b>				
Interest Earned	6,000	31,400	523.33%	(25,400)
2nd Water Phase 1	25,000	24,320	97.28%	680
340A Contract	52,994	52,994	100.00%	-
Capacity Fee	30,000	36,708	122.36%	(6,708)
1/4-Cent Sales Tax	280,000	282,164	100.77%	(2,164)
Other Non-Operating revenues	27,500	102,051	371.09%	(74,551)
<b>Total NON-OPERATING INCOME</b>	<b>421,494</b>	<b>529,637</b>	<b>125.66%</b>	<b>(108,143)</b>
<b>NON-OPERATING EXPENSE</b>				
Interest Expense	162,340	162,740	100.25%	(400)
Bank/Paying Agent Fees	-	217	-	(217)
Vanguard Replacement	-	1,004	-	(1,004)
Other Non-Operating expense	-	63,106	-	(63,106)
<b>Total NON-OPERATING EXPENSE</b>	<b>162,340</b>	<b>227,067</b>	<b>139.87%</b>	<b>(64,727)</b>
<b>Total NON-OPEARATING ITEMS</b>	<b>259,154</b>	<b>302,570</b>	<b>116.75%</b>	<b>(43,416)</b>
<b>Total NET INCOME / LOSS</b>	<b>329,654</b>	<b>813,247</b>	<b>246.70%</b>	<b>(483,593)</b>

Assistant General Manager Report

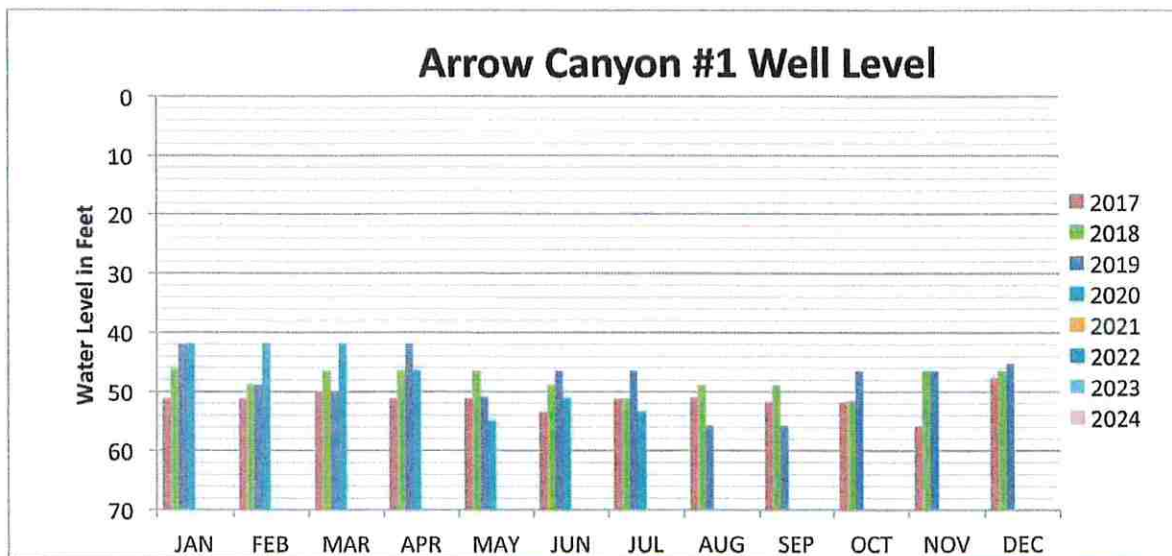


July

Baldwin Springs = 232,000 gallons

Arrow Canyon = 110,852,000 gallons

**Total = 111,084,000 gallons**



### **Meter Installs**

July - two (2) 5/8" x 3/4" banked meters

Total Meters for CY 2020 = Five (5): 4 banked meters; 1 upsize meter

### **Capital Projects/Purchases**

#### Small Water Main Replacement

We are in the beginning stages of all the small water main projects:

- Hwy 169 Bores: Bowman Rd./MV Blvd. and Whitmore St./MV Blvd.
- 12" Replacement, 500' at Isola/Omer (due to leaks)
- Henrie Rd./Ranch Rd., 2700' of 3" line replacement (due to leaks), Sunrise Engineering is drawing the plans and submitting to NDEP
- 12" Mining PRV Replacement, looking at options for vault lid to join with CMU block walls

#### Equipment Replacement/Purchase

- Dump Truck, bids have run in the local paper and being solicited from dealers
- Baldwin Power Generator, sifting through the specs to verify abilities/needs

### **Arsenic Media**

In the process of replacing the media in the vessels at Arrow Canyon one vessel at a time. We have completed two vessels and have started on the next. There are five vessels at Arrow Canyon. The media life has been used up. Baldwin media is still doing great. We haven't ran Baldwin as much as Arrow Canyon since last replacement.

# General Manager's Report

August 2020

\*\*\*\*\*

## *Health Insurance*

During the last meeting concerning potential Health Insurance renewal options, Scott (Carson) explained the District received an \$1,800 COVID rebate and the health insurance renewal date has been moved from September to sometime after the first of the year and possibly longer. Insurance rates have remained relatively stable over the last review period. Staff will keep the Board informed as we move forward.

## *Order 1309*

8 Lower White River Flow System hearing participants filed Petitions for Judicial Review ( SNWA, CSI, Apex, Center for Biological Diversity (CBD), Nevada Cogeneration (NCA), Georgia Pacific/Republic, MVIC, and Lincoln County Water/Vidler) The District filed Notice of Appearance and Intent to Participate in the above mentioned Petitions. 7 petitions were filed in Clark County and 1 in Lincoln County, CSI and SNWA have filed to consolidate the 7 Clark County Petitions while the State of Nevada filed a motion to move the Lincoln County case to join the Clark County Cases.

## *Muddy Valley Irrigation Shares*

Staff has been contacted by a valley resident concerning the potential purchase of there Muddy Valley Irrigation Shares. Wishing to keep the water in the valley, they are receptive to working with the District on a term purchase agreement.